

POWERFAB

LIMITED



*The Better British Excavator...*

125WT D/125WT

# 125WTD/125WT

The Better British Excavator...



## ENGINE

Four stroke overhead valve petrol engine for exceptionally smooth and quiet operation. Optional, compact air cooled industrial diesel featuring; two stage direct injection for low noise and smooth running, electric start.

	Standard Petrol	Option Diesel
Model :	Honda GX340 11HP.	Honda GD410
Capacity :	337cc	411cc
Bore/Stroke:	82 x 64mm	82 x 78mm
Net continuous power:	11HP @ 3600 RPM	9HP @ 3600 RPM
Net continuous torque:	240kg.cm @ 2500RPM	2.1kg.m @ 2500RPM
Battery:	Option: Electric Start, 12 volt 45Ah Recoil Start Std.	12 volt 45Ah Electric Start Std.

## WHEEL DRIVE (125WTD only)

Independent hydrostatic drive to front wheels by high torque motors transferring power directly to bolt on steel rims mounting low ground pressure high traction tyres. Drive motors disengaged by changeover levers to permit towing on highway at up to 50MPH. Self seal quick release hydraulic couplings and axle pins permit simple and rapid removal of wheels to pass through very narrow openings (27"). Independent wheel drive and hydraulic outriggers permit accurate positioning of machine on unprepared unlevelled sites.

Travel speed : 4.8Km/hr

## HYDRAULICS

A single pump supplies power to a composite valve featuring precise proportional flow for smooth and progressive control, in line flow control automatically restricts velocities to minimise shock and spillage. Hydraulic circuits divided to optimise power and smooth operation. Demand operated preferential flow divider maximises digging power. High efficiency hydraulic oil cooler with turbo fan for heavy duty, safe operation of tools and accessories, and use in high ambient temperature. Filtered flow and return with replaceable cartridge on main flow.

Hydraulic pump output: 28.8 LPM

Main relief valve setting: 165 Bar.

HPTO relief valve setting: 138 BAR

Hydraulic motors: Travel, two high torque axial piston with counter balance valve. Cylinders 4 off: Boom and dipper and Bucket and Swing 2.375" diameter 12" stroke. Front legs: 2.375" diameter x 6" stroke. Rear anchor: 2.375" diameter x 6" stroke

(Note 125WT not available with HPTO and oil cooler)


## SWING

Precise proportional flow operating controls with shock absorbing valves ensure smooth stop and start minimising operator fatigue. Continuous boom swing of 145°.


## CONSTRUCTION

Very high specification all steel construction for long life in continuous heavy duty situations. Hardened lubricated pivot pins on boom, dipper and bucket pivots. Replaceable bolt-on hardened bucket teeth. Fully protected rams. Mounted on fabricated heavy duty chassis fitted with drawbar and standard 50mm coupling for highway towing. Balanced for ease of handling off vehicle.

POWER FAB LIMITED



QUICK RELEASE FRONT AND REAR AXLES FOR DIFFICULT SITES



TWO LEVERS CONTROL ALL DIGGING FUNCTIONS

## GENERAL SPECIFICATION

Dimensions: mm (inch)

**Mass:**  
 Operating; 125WTD 0.74 tonnes max.  
 125WT 0.69 tonnes max.

**Capacity:**  
 Powerfab 16" (standard) bucket;  
 0.045cm SAE (0.04cm GECE)

Tear out force 1.7 tonnes at root of bucket teeth.

**HPTO:**  
 Body mounted hydraulic power take off with self seal quick release couplings console mounted on / off control.

**Digging dimensions - Max:**

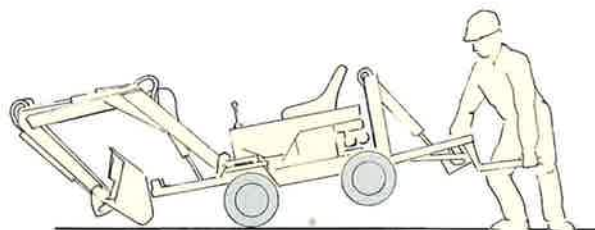
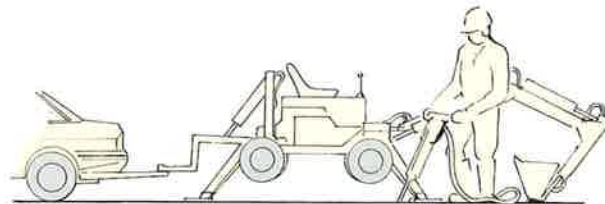
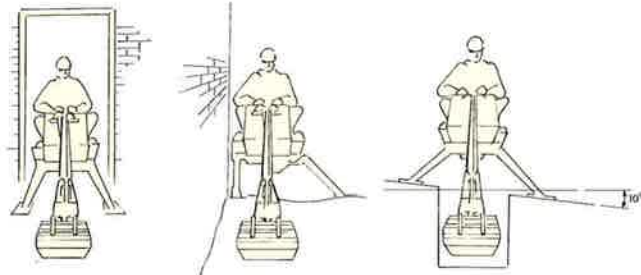
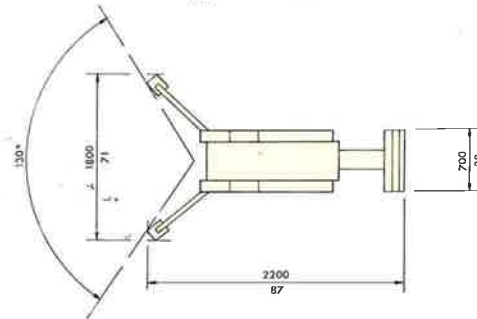
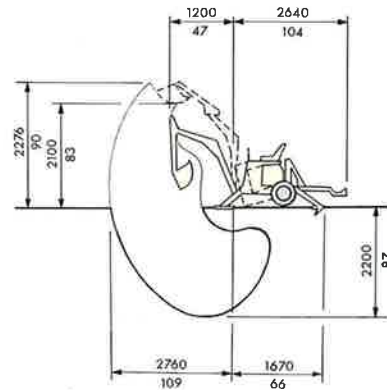
- Ht: 2.276m
- Dump ht: 2.10m.
- Depth: 2.28m (2.6m optional)
- Vertical dig: 1.24m
- Radius: 2.76m

**Noise:**  
 LWA 103, LPA 90

**Buckets:**  
 4" & 8" clay,  
 9" 12" 16" 24" 27" digging,  
 36" ditching and 36" blade.  
 4" ripping tool.

**Tyres:**  
 Front 125 WTD 23 x 10.5 x 12  
 Rear 500 x 10 x 6 on pressed steel bolt on rims.

Front 125 WT 500 x 10 x 6  
 Rear 500 x 10 x 6



Due to our policy of continual improvement, we reserve the right to amend the design or specification without prior notice. Patents Pending. © POWERFAB LIMITED.

DEALER: